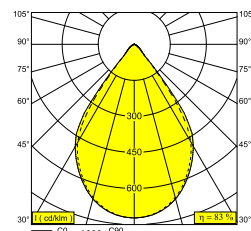
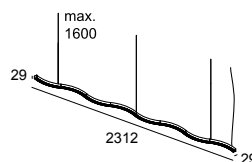


26825 9220 FG-B

WHITE-WHITE 26825 9220 W-W



[View on website](#)

General info	
LOCATION	indoor
INSTALLATION	Ceiling Suspended
INGRESS PROTECTION	IP20
WEIGHT (KG)	2
ADJUSTABILITY	non adjustable
INFORMATION	96 x REFLECTOR WFL-71° EXCL.LED POWER SUPPLY 700mA-DC INCL.3 x CABLE SUSPENSION SINGLE AUTO. 1,6m INCL.1 x CABLE 2 x 0.75mm ²

Electrical info	
CLASS	III
DIM TYPE	depending on type of external power supply
ENERGY CLASS	C

Lightsource info	
LIGHTSOURCE NAME	LED
LIGHTSOURCE	LED cluster 22,9W / CRI>90 (R9: 50) / 2700K / 3456lm
SDCM	SDCM3
LM80	L80 > 60000
LED TECHNICS (LIGHT SOURCE)	3456lm // 22,9W // 151lm/W
LED TECHNICS (LUMINAIRE)	2886lm // 26W // 110lm/W

LED POWER SUPPLY 700mA-DC DIM (Remote)
INFORM R POWERBOX D DIM5

CABLE BASE R/S
COVERSET R 62-90-100 / S 62-80-90
CONNECTION ST / CONNECTION TRIMLESS
SUSPENSION ST / SUSPENSION TRIMLESS



INFORM R4 C DOWN 92748 FG-B

26825 9220 FG-B

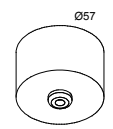

For detailed installation instructions, please consult the manual: [26825_XXX0_HAND.pdf](#)

INFORM R4 C DOWN 92748 FG-B

26825 9220 FG-B

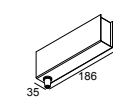
FINISH YOUR SPECIFICATION

Current supply

	203 99 55 ANO CABLE BASE R ANO	<input type="checkbox"/>
	203 99 55 B CABLE BASE R B	<input type="checkbox"/>
	203 99 55 W CABLE BASE R W	<input type="checkbox"/>
	203 99 56 ANO CABLE BASE S ANO	<input type="checkbox"/>
	203 99 56 B CABLE BASE S B	<input type="checkbox"/>
	203 99 56 W CABLE BASE S W	<input type="checkbox"/>

Power box

#

	26810 0015 B INFORM R POWERBOX D DIM5 B	1 <input type="checkbox"/>
	26810 0015 W INFORM R POWERBOX D DIM5 W	1 <input type="checkbox"/>

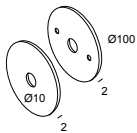
LED power supplies

#

	300 90 68 LED POWER SUPPLY MULTI-POWER DIM5	1 <input type="checkbox"/>
--	--	----------------------------

INFORM R4 C DOWN 92748 FG-B
26825 9220 FG-B

Coversets



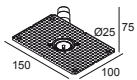
204 00 100 B COVERSET R 100 B

☐

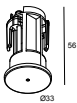
204 00 100 W COVERSET R 100 W

☐

Suspension parts



328 10 01 SUSPENSION TRIMLESS O.F.A.

☐

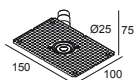
15225 0340 B SUSPENSION ST B

☐

15225 0340 W SUSPENSION ST W

☐

Electric connection parts



328 10 03 CONNECTION TRIMLESS O.F.A.

☐

15225 0360 B CONNECTION ST B

☐

15225 0360 W CONNECTION ST W

☐



INFORM R4 C DOWN 92748 FG-B

26825 9220 FG-B

Notes: